

# HAUSMANN

exceeds expectations



# NEW YORK STEEL

INTERIOR BESPOKE DOORS & SCREENS



Internal Steel Systems /  
Bespoke  
Screens, Doors, & Custom  
Made  
Furnishings





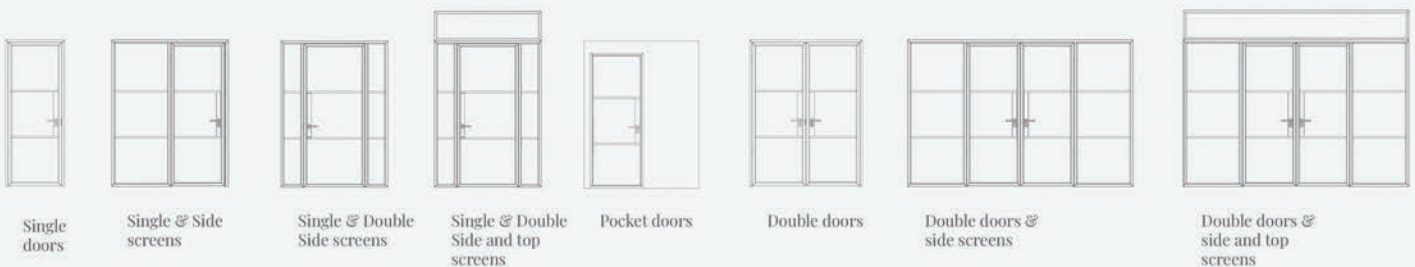
# How to choose your door

Creating the door you've envisioned can begin by following 4 simple steps.

For assistance or advice, we encourage you to contact us. We'll be happy to help you find or order the right door for your home.

## 1. Select your configuration and more

Select the door style that best matches the vision for your door




Choose the split design that best complements your vision for the door





## 2. Choose your type of glass

Select the glass that best suits your privacy needs.



## 3. Choose your handles and locks

Choose from our best suppliers' catalog of handles

## 4. Pick your finish

Explore a wide array of colors and finishes to choose from



# 1. Select your configuration and more

Find inspiration for your style and door configuration in our extensive portfolio of previous work.



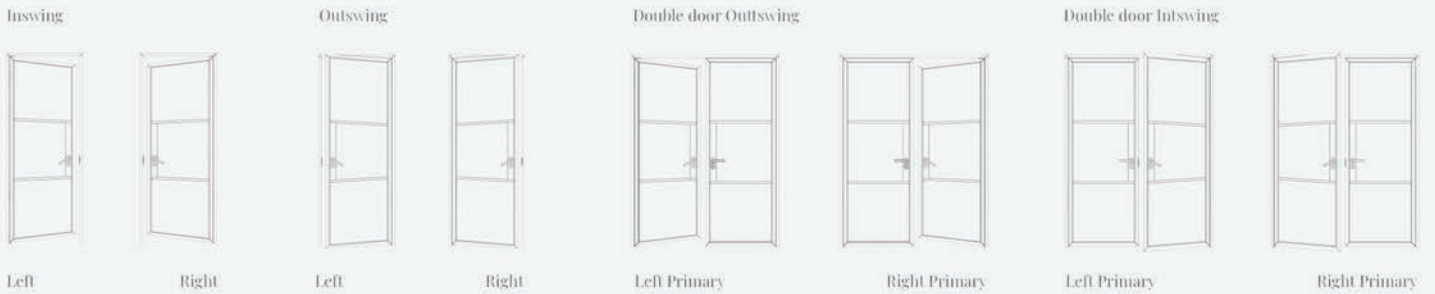
## Maximun view

Let natural light into your rooms. Enjoy unblocked views.



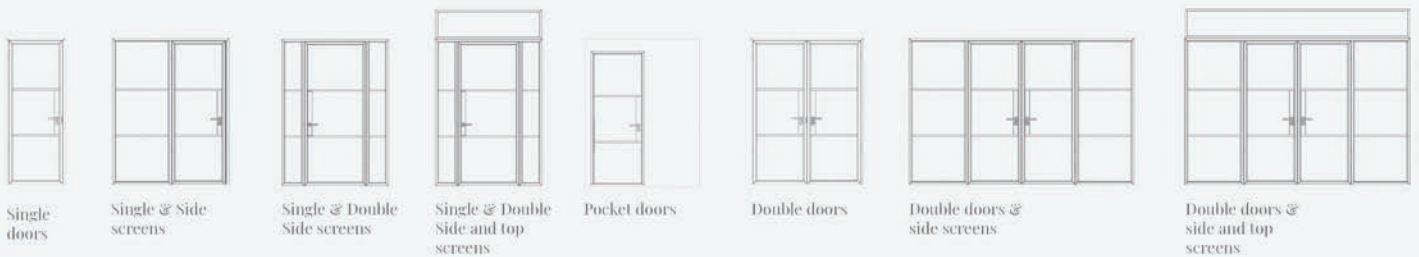
## Handing and Swing

Choose from right or left-handed operations (as viewed from the outside).  
Inswing and outswing options are available



## Configurations

Explore door, side panel, and screen options to bring your vision to life. The measurements will depend on your bespoke design



## Frame options

Explore our three box section options, ranging from a sleek, slim look to our most popular 40x40 box section designed for concealed hinges, and finally, a robust glass option for fire-rated protection



Box section of 40x20 mm  
With butt hinge only



Box section of 40x40 mm  
Concealed hinge and butt hinge



Box section of 50x50 mm  
Concealed hinge and butt hinge



## Panels on top and side

Experience a full view all around your door







**Panels on sides**

Maintain privacy in your spaces while enjoying natural light





## Single door with screens

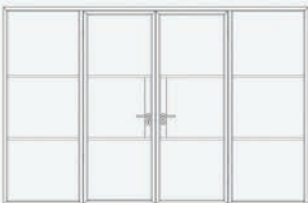
Maximize your see-through view around the door





## Double slider with side panels

Add rails to your side panels for smaller spaces.





## Barn single doors

Choose a barn style with no modifications to your walls





## Double doors

Achieve a high-end look to divide your spaces.





## Entrance to Living-room

Enhance the French style doors by incorporating panels at the bottom for a robust look.



# Single



## Pantry room

Preserve the natural light in your kitchen by extending it to your pantry or utility room.



## Pantry to kitchen

Embrace the classic style featuring three splits with clear glass.





## Cinema room

Enhance privacy in that special room of your house.

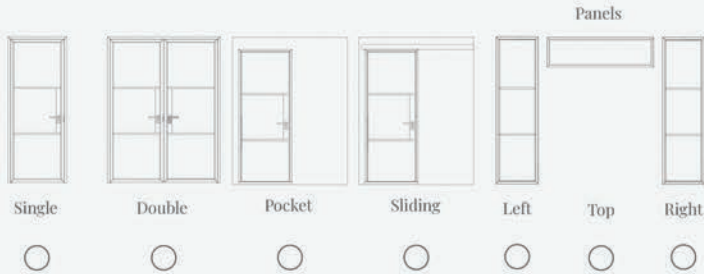




# Now you know the perfect door for your house

Let us Know what are your options

## 1. Configurations



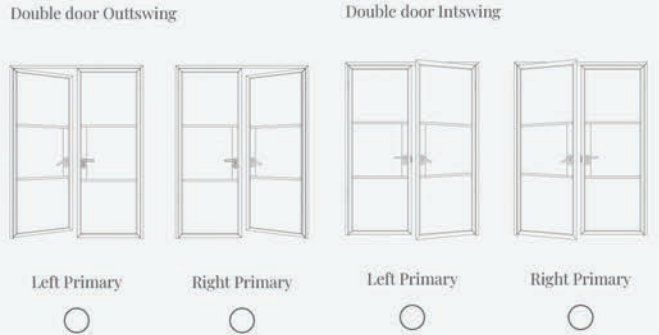
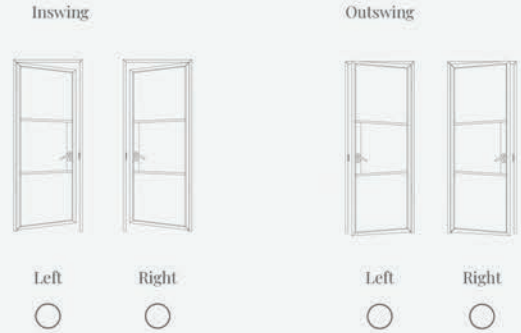
### Split design




## 3. Frame options



## 2. Handing and Swing



## 4. Glass



Inform us if you require fire-rated glass: \_\_\_\_\_

## 5. Handles and lock

Which handle did you choose? \_\_\_\_\_

Lockable       No-Lockable

## 6. Finishes

Share your chosen RAL color with us: \_\_\_\_\_

# HAUSMANN

---

exceeds expectations

[www.hausmann.ie](http://www.hausmann.ie)



# NEW YORK STEEL

## INTERIOR BESPOKE DOORS & SCREENS