

HAUSMANN

TIMBER WINDOWS & DOORS



COMPOSITEDOORS.IE
DUBLIN'S FAVOURITE DOOR & WINDOW SUPPLIER



Tradition is crucial

Our values

More than 20 years have passed since we produced the first window. At the very beginning of our activity, we clearly defined the values, principles and goals that we try to consistently pursue.

The highest quality products

We care about the high quality of our products. We use materials with the necessary certificates from top European suppliers. We also cooperate with experienced craftsmen who create for us accessories for stylised windows and doors.

Respect for the customer

We strive to make every order tailored to your needs. We advise, suggest, do not urge on unnecessary solutions. Our consultants are in constant contact with you - they prepare quotes, contact the technology department, inform about the production process and the date of order completion.

Constant development

We are a permanent beneficiary of EU funds, which significantly increase our product and production innovation and help us diversify our markets. Obtaining a subsidy is also a confirmation for our business partners that the company is in a good condition and its legal status is fully regulated.

Care for the environment

We care about ecology and a good future for next generations. We use materials from reliable sources and with necessary certificates. We fulfil our obligations towards the environment (fees, waste management etc.). We use energy from solar panels.

Helping these who are in need

We recognize the needs of others. We regularly support charities, foundations and local initiatives. We are happy that we can build our company's recognition on worthy goals.

Respect for tradition

We respect the achievements of previous generations of carpenters. We draw on their experience especially during the implementation of orders for antique woodwork. Our love for wood, admiration for its smell and beauty of texture remain unchanged.



Totally bespoke


All our projects are important to us and we approach them individually. We will be happy to advise you on the best design solution and help you choose optional equipment.

Wood

Wood is the oldest material used in the production of windows and doors being the most natural and stylish. The carpentry impresses not only with its elegance and class, but also durability and resistance to weather conditions. We purchase wood only from proven suppliers with appropriate certificates. Wood for the production of joinery consists of several layers arranged in such a way as to withstand mutual stresses resulting from the absorption and release of moisture from the environment. It guarantees that our windows and doors remain stable and do not sag. In addition, gluing wood increases plasticity, strength, durability, fire resistance and thermal insulation of the joinery.

Paint finishes

We use high-quality and eco-friendly paints that protect the wood against the harmful effects of weather conditions. Our windows are covered with opaque paints in a wide range of RAL, NCS or Farrow & Ball and azure colors that make the wood structure visible. Possibility of painting in two colors allows to simultaneously match the color of the windows to the facade of the building and the interior design.





We manufacture our windows from various wood types, in any shapes and colors.

Fittings and glass can be supplemented or modified, thus achieving the desired parameters: improving the comfort of use and increasing the anti-burglary and sound protection.

Glazing

The choice of glazing is extremely important when determining the final equipment of windows. A properly constructed glazing unit increases the level of security, anti-burglary, acoustic insulation and privacy.

We use double- or energy-efficient triple glazing units with different thicknesses and heat transfer coefficients. Ornamental panes, stained glass and wooden bars mounted on the panes, as well as traditional patterns made of lead bars, are also undoubtedly a decoration of the window. With their help, we can refer to the style of a given era.



Double glazing unit



Triple glazing unit

LONDON SASH

WOODEN WINDOWS AND DOORS

London sash is the innovative construction that combines the traditional appearance of the sliding sash window and the advantages of tilt & turn window opening inwards.



BENEFITS & ADVANTAGES:

- real savings due to good thermal parameters of the structure,
- possibility of comfortable ventilation of the room (microventilation and tilting the sash function),
- easy cleaning of windows from outside,
- comfortable operation of the window with a handle (also with key).

FEATURES OF LONDON SASH WINDOWS:

- maintaining the traditional appearance of sash windows while improving wind- and watertightness parameters,
- significant improvement of thermal insulation thanks to an energy-saving, triple glazing unit,
- greater possibilities of glass modification,
- perfect clamping of the sash to the frame along the entire perimeter,
- possibility of using „tilt first” fittings protecting against opening the windows by children,
- visual consistency with our other products and the same shapes of bars.


CONSTRUCTION

LONDON SASH


BOX THICKNESS	• 170 mm
FIXED TOP SASH	• 49 mm
TILT & TURN BOTTOM SASH	• 78 mm
BOTTOM SASH	• Microventilation and mishandling device
GLAZING UNIT	• Energy-saving triple glazing unit 44 mm
HARDWARE	• MACO Multi Matic, tilt & turn
SEALS	• Two weatherseals
THRESHOLD	• 56 mm thick hardwood

HORNS (OPTION)

External decorative horns (two options):



Option 1



Option 2



Hoppe
Luxembourg



Hoppe
Luxembourg with a key



Hoppe
Amsterdam



Hoppe
Atlanta



Medos
Dublin



Virage



ADDITIONAL EQUIPMENT

Hardware: „tilt & turn” fittings protecting from uncontrolled opening of the sashes • higher security level • concealed hinges, **handles:** with a key • various models, **Special glazing:** acoustic, toughened, laminated glass • ornamental, stained glass, **bars type:** astragal bars • structural bars • lead bars, **other options/additional elements:** horns • internal timber window boards • extended threshold • cills • widening of the jambs • trickle vents

SINGLE & DOUBLE HUNG WINDOWS

WOODEN WINDOWS AND DOORS

Sash windows have several hundred years of history and over that time have become a permanent element of the American landscape. Over the years, their appearance and structure have changed. Our experience and skills allow us to faithfully reproduce their design and equipment, thus we are able to customize our windows to the style and era in which the building was built. It is also possible to make a sash Heritage (140 mm) with narrow sash and frame profiles and single glazing. This profile is dedicated to conservation areas and listed buildings. Opening mechanism- weights only.

HERITAGE SASH WINDOWS

Heritage Sash window is the most traditional of all sash windows.

In the Heritage Sash Window we use a traditional system of weights and cords that contributes to efficient and trouble-free movement of the sashes. The mounted weight pocket allows access to the weights in the installed window. We offer three widths of the box: 170 mm, 150 mm and Heritage Box Sash windows with a box width of 140 mm, single glazing. It is a profile designed for buildings in historic areas.



SPIRAL BALANCE SASH WINDOWS

Spiral Balance Sash windows is a modernized version of box sash windows.

The opening and closing of the sashes is possible due to a system of springs. As they require less space than weights to work properly, the Spiral Balance Sash window profile is slimmer and the glazing light is larger than in the Heritage sash window. This variant of sash windows provides two box widths: 170 mm and 150 mm. We use 24 mm or 20 mm glazing.



Heritage sash windows

Spiral balance sash

OPENING TYPES

top & bottom sash sliding (double hung)
one sash sliding, one sash fixed (single hung)
top & bottom sash fixed.

BOX WIDTH

170 mm, 150 mm,
Heritage 140 mm

170 mm, 150 mm

GLAZING UNIT

24 mm, 20 mm,
Heritage single glass 4 mm

24 mm, 20 mm

OPENING MECHANISM

steel weights + cords

spiral balance system

The charm of sash windows means that their popularity does not decrease and they are eagerly installed in new buildings. From our sash windows you can also **create bay and bow windows** with windowsills and corner post.



ADDITIONAL EQUIPMENT

Hardware: restrictors, another looks/ fastener, Special glazing: acoustic, toughened, laminated glass • ornamental, stained glass, bars type: astragal bars • structural bars • lead bars
• trickle vents • additional elements: head drip • internal window boards • external cills • internal horns • head arched

SINGLE & DOUBLE HUNG WINDOWS

WOODEN WINDOWS AND DOORS

FURNITURE

All our hung windows are standard equipped with hardware that guarantee comfortable and safe use (pulleys, rollers, locks, hooks and rings). We also offer optional equipment (various types of locks, restrictors, dee handles). The equipment is available in a full range of colors which can provide your windows with a traditional look that matches the style of the building and rooms.

Color variants: polished chrome, satin chrome, brass, antique brass and metal black.

STANDARD IRONMONGERY



Ring pulls

Sash pulleys

Sash lifts

Fitch fasteners with a key

OPTIONAL IRONMONGERY



Fitch fastener Brighton

Dee handle


Angel Vent Lock

Hook fastener

Roller sash stop

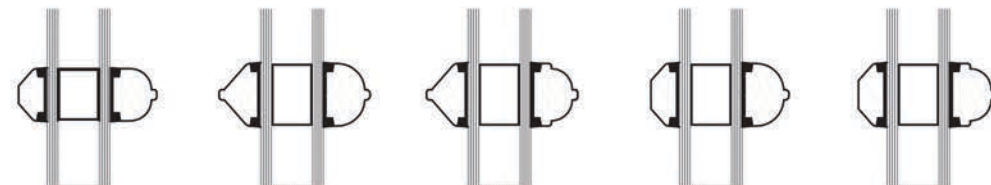
HORNS: STANDARD

OPTIONS



GLAZING BAR OPTIONS

We use astragal and structural wooden bars in our products as well as traditional lead bars. We are able to reproduce fancy shapes of wooden bars - arches, waves and other shapes.





ADDITIONAL EQUIPMENT

Hardware: restrictors, another loks/fastener, **Special glazing:** acoustic, toughened, laminated glass • ornamental, stained glass, **bars type:** astragal bars • structural bars • lead bars
• trickle vents • **additional elements:** head drips • internal window boards • external cills • internal horns • top lintel arched.

FLUSH CASEMENT & STORMPROOF WINDOWS

WOODEN WINDOWS AND DOORS

CASEMENT WINDOWS

With advantage of outside opening, casement windows are perfect for harsh weather conditions, when the wind additionally presses the casement against the frame. The user also has great arrangement possibilities around the window space.

It is possible to produce a casement window in the „Heritage“ version. Such a window is characterized by a narrow casement profile and single glazing from the outside. In this solution it is possible to make narrow 25 mm structural Georgian bars.

STORMPROOF WINDOWS

Stormproof (Lipped) Casement Windows are windows which are extremely resistant to unfavorable weather - strong wind and driving rain. Their tightness is significantly increased by the sash overlapping the box and an additional gasket.



Casement Window



Stormproof Window

	CASEMENT WINDOW	STORMPROOF WINDOW
CONSTRUCTION	leaf thickness: 58 mm, frame thickness: 90 mm	leaf thickness: 58 mm, frame thickness: 68 mm
OPENING TYPES	side hung • top hung • dummy sashes/ direct glazed fixed in frames	
HARDWARE SYSTEM	side hung windows: G-U hinges, top hung windows: friction hinges, G-U restrictor, WINKHAUS espag lock	friction hinges Easy Clean, WINKHAUS espag lock
GLAZING	Casement Standard: double glazed unit 24 mm, warm edge TGI Casement Heritage: 4 mm	double glazed unit 24 mm, warm edge TGI

HANDLES

As standard our casement windows have ROTO Virage handle in a wide array of colors. Optionally we can provide different models of handles.



Monkey Tail
optional handle



Window stay
Monkey Tail



Virage
standard handle



Tear drop
optional handle



Window stay Bulb



ADDITIONAL EQUIPMENT

Hardware: side hung windows: Easy Clean friction hinges • restricted friction hinges • butt hinges • dummy butt hinges, casement stays • Monkey Tail stays, Handles: Monkey Tail handles, other, Special glazing: acoustic, toughened, laminated glass • ornamental, stained glass, bars type: astragal bars • structural bars • lead bars • trickle vents • additional elements: head drips • transom drips • external/ internal window boards • frame and mullions mouldings • square or chamfered internal frame and leaf profile • arched top rail

TILT & TURN WINDOWS

WOODEN WINDOWS AND DOORS

REAL WOOD WINDOWS “TILT & TURN” are versatile, modern, and energy-efficient wooden constructions.

We manufacture our windows from various wood types, in any shapes and colors. Fittings and glass can be supplemented or modified, thus achieving the desired parameters: improving the comfort of use and increasing the anti-burglary and sound protection. Aluminum drip caps protect the frame and sash from atmospheric precipitation, and three flexible seals ensure a high level of wind and water resistance.

TILT & TURN Windows come standard with a useful micro-tilt function and feature safeguards against the hazardous effects of mishandling the handle. Frames and sashes can be profiled in two styles: „Classic” or „Heritage”, making them suitable for both modern and historic buildings.

We produce windows in three profile thicknesses: 68 mm, 78 mm and 92 mm.



Classic Profile



Heritage Profile

PROFILE THICKNESS	leaf/ frame: 68 mm	leaf/ frame: 78 mm
OPENING TYPES	<ul style="list-style-type: none"> open IN, turn, tilt, tilt & turn, dummy sashes, direct glazed fixed in frame 	
HARDWARE	<ul style="list-style-type: none"> MACO MULTI MATIC Microventilation • mishandling device 	
GLAZING UNIT	<ul style="list-style-type: none"> double $U_g=1,1 \text{ W/m}^2\text{K}$ warm edge TGI 	<ul style="list-style-type: none"> triple $U_g=0,7 \text{ W/m}^2\text{K}$ warm edge TGI
HANDLE	<ul style="list-style-type: none"> HOPPE Luxemburg Secustic 	
SEALS	<ul style="list-style-type: none"> THREE weatherseals 	
DRIPS	<ul style="list-style-type: none"> SOFT LINE ALURON aluminum drip at the bottom leaf aluminum drip with thermal insulation at the bottom frame 	

BENEFITS:

optimal structural stability • long-term resistance to atmospheric conditions • rich window styling option • high level of thermal insulation • very good wind- and watertightness parameters • long-term resistance to atmospheric conditions • rich window styling option • ease of use and maintenance.



Profil IV 68



Profil IV 78



ADDITIONAL EQUIPMENT:

Hardware: high level security class • restrictors • balcony door catch • fanlight window opener • hidden hinges, **Handles:** other models, handles with a key, **Special glazing:** acoustic, toughened, laminated glass • ornamental, stained glass, **bars type:** astragal bars • structural bars • **trickle vents** • **additional elements:** decorative mouldings (transom, mullion), bottom frame timber drip, internal timber window boards, external aluminum window cills

ENERGY- SAVING WINDOWS 92 mm

WOODEN WINDOWS AND DOORS

REAL WOOD WINDOWS IV 92 are innovative, top-class energy- saving windows.

A massive 92 mm thick profile, energy-saving glazing with a heat transfer coefficient of $U_g = 0,5 \text{ W/m}^2\text{K}$ and three weatherseals guarantee high thermal comfort and real savings in your home.

Fittings and glazing can be supplemented or modified, thus achieving the desired parameters: improve comfort of use and increase anti-burglary and acoustic protection. REAL WOOD 92 windows can also be freely styled on cover moulds and transoms. The profiles can have the „Classic” or „Heritage” shape and a wooden drip cap.

As a result, they are used in both traditional and historical buildings.

BENEFITS/ADVANTAGES:

- very good thermal parameters (reduction of heating costs),
- very good wind- and watertightness parameters,
- high structural stability,
- long-term resistance to atmospheric conditions,
- rich window styling option,
- high comfort of use and maintenance without much effort.

PROFILE THICKNESS	leaf/ frame: 92 mm
OPENING TYPES	<ul style="list-style-type: none">• open IN• turn, tilt, tilt & turn, dummy sashes, direct glazed fixed in frame
HARDWARE	<ul style="list-style-type: none">• MACO MULTI MATIC• Microventilation • mishandling device
GLAZING UNIT	<ul style="list-style-type: none">• triple• $U_g = 0,5 \text{ W/m}^2\text{K}$• warm edge TGI
HANDLE	<ul style="list-style-type: none">• HOPPE Luxemburg Secustic
SEALS	<ul style="list-style-type: none">• THREE weatherseals
DRIPS	<ul style="list-style-type: none">• SOFT LINE ALURON• aluminum drip at the bottom leaf• aluminum drip with thermal insulation at the bottom frame



92 mm



ADDITIONAL EQUIPMENT

Hardware: high level of security class • restrictors • balcony door catch • fanlight window opener • hidden hinges, **Handles:** other models, handles with a key, **Special glazing:** acoustic, toughened, laminated glass • ornamental, stained glass, **bars type:** astragal bars • structural bars • **trickle vents** • **additional elements:** decorative mouldings (transom, mullion), bottom frame timber drip, internal timber window boards, external aluminum window cills

REAL WOOD - CLAD WINDOWS

WOODEN WINDOWS AND DOORS

HAUSMANN aluminum-clad windows are modern constructions combining the beauty of wood and the durability of aluminum.

Aluminum-clad windows are based on three basic profiles: IV 68, 78 and 92 mm. Aluminum cladding is placed on the outside to protect wood against adverse weather conditions. The wide range of design and colors of aluminum cladding enable perfect matching of windows to the building facade.

The assembly of the aluminum cladding allows the use of thicker, warmer glass packages ($U_g = 1,1 - 0,5 \text{ W/m}^2\text{K}$). Due to this the aluminum-clad windows are **highly energy-saving constructions**.



Classic

BENEFITS/ADVANTAGES:

- excellent structural stability,
- very high resistance to atmospheric conditions,
- easy maintenance and care,
- high level of thermal insulation,
- significant reduction of the need for maintenance of the paint coating,
- wide range of designs and colors of aluminum cladding.



PROFILE THICKNESS

leaf & frame: 68 mm/ 78 mm/ 92 mm

OPENING TYPES

- open IN,
- turn, tilt, tilt & turn, dummy sashes, direct glazed fixed in frame

HARDWARE

- MACO MULTI MATIC
- Microventilation • mishandling device

GLAZING

- double or triple glazed unit
- $U_g=1,1 \text{ W/m}^2\text{K}/ U_g=0,7 \text{ W/m}^2\text{K}/ U_g=0,5 \text{ W/m}^2\text{K}$

HANDLE

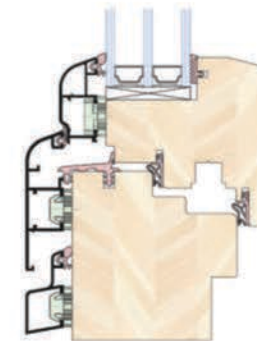
- HOPPE Luxemburg Secustic

ALUMINUM CLADDING

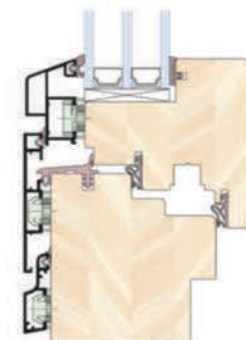
- ALURON CLASSIC



Classic



Soft Line



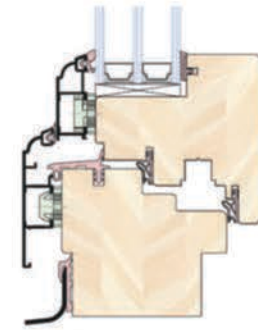
Linear



Quadrat



Quadrat FB



Retro



ADDITIONAL EQUIPMENT

Hardware: high level security class • restrictors • balcony door catch • fanlight window opener • hidden hinges, **Handles:** other models, handles with a key, **Special glazing:** acoustic, toughened, laminated glass • ornamental, stained glass, **bars type:** astragal bars • structural bars • **trickle vents** • **additional elements:** decorative mouldings (transom, mullion), internal timber window boards, external aluminum window cills

SLIDING DOOR- LIFT & SLIDE DOOR

WOODEN WINDOWS AND DOORS

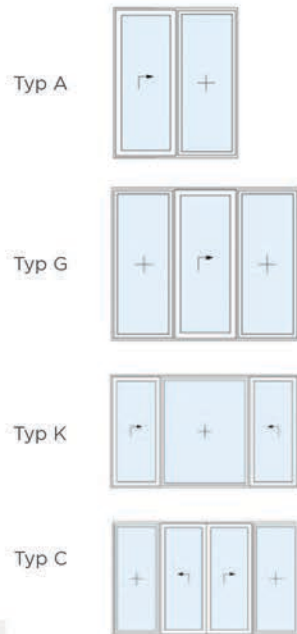
LIFT & SLIDE terrace doors are advanced sliding constructions that are currently breaking popularity records. The sliding system enables you to close very wide openings. These patio doors optically enlarge the room, provide maximum lighting for the house and open the interior to the terrace and garden.

Innovative, extremely durable fittings guarantee safe and makes operating child's play. Our hardware supplier offers ideal solution: a simple movement of the handle, and the door slides lightly and silently.

Extended wooden profiles and energy-saving glazing provide high thermal comfort and save energy needed for heating. The construction is complemented by a warm, low and damage resistant threshold.

This option is also available with aluminum cladding and triple glazing.

OPENING SCHEMES



CONCEALED STEEL HOOK DRIVE GEAR

Nothing interrupts your view, there are no protruding locking parts, everything is smooth and even. This is because the steel locking hooks only emerge and pull the lift & slide sash to the frame when the door is closed at all other times they are concealed. This also prevents any risk of injury.

LEAF THICKNESS	68 mm	78 mm	92 mm
FRAME THICKNESS	164 mm	184 mm	212 mm
GLAZING	double glazing 24 mm warm edge TGI	184 mm triple glazing 36 mm warm Edge TGI	triple glazing 48 mm warm edge TGI
HARDWARE	• MACO RAIL SYSTEM LIFT & SLIDE		
HANDLE	• handle internally, flush pull handle externally		
THRESHHOLD	<ul style="list-style-type: none"> • an aesthetically elegant solution which ideally compensates the level difference between indoor and outdoor surfaces • optimal thermal insulation • barrier-free passage without compromising on tightness 		





ADDITIONAL EQUIPMENT:

Hardware: high level security class • restrictors • balcony door catch • **Handles:** other models, lever-lever handles (espag lock with hooks and barrel included- possibility of opening doors by the key), **Special glazing:** acoustic, toughened, laminated glass • ornamental, stained glass, **bars type:** astragal bars • structural bars
• trickle vents • aluminum cladding

FRENCH DOOR

WOODEN WINDOWS AND DOORS

The French door system can be used as an exit from the kitchen, bedroom or living room to the garden or balcony. Our French door offer a charming, alluring addition to your home or conservatory.

They usually have two leaves, a movable mullion and upper and side transoms. Because these balconies very often act as back entrance doors, which is why they are equipped with 5-multipoint locking system of the German company FUHR high security class, solid MACO hinges adjustable in three planes and the EXITEX threshold.

The French doors come with tempered glass as a standard feature. Toughened glass units are included in the standard price.



BALMORAL
STANDARD HANDLES

CONSTRUCTION

- frame thickness: 90 mm
- leaf thickness: 58 mm

OPENING TYPES

- open out/in
- single, double doors
- doors with sidelights/ top lights
- direct glazed fixed in frame/ dummy sashes

HARDWARE SYSTEM

- MACO hinges adjustable in 3 positions

THRESHOLD

- EXITEX

HANDLES

- FAB & FIX BALMORAL

GLAZING

- double glazed unit 24 mm, warm edge TGI
- TOUGHENED GLASS





ADDITIONAL EQUIPMENT

Hardware: butt hinges, Special glazing: acoustic, laminated glass • ornamental, stained glass, **bars type:** astragal bars • structural bars • **additional elements:** trickle vents • head drip, transom drip • frame and mullions mouldings, wooden panels 46 mm, wooden flat panels 24 mm, arched top rail, step arched top rail


FOLDING DOORS

WOODEN WINDOWS AND DOORS

Our bi fold system is the ideal solution for rooms requiring a lot of sunlight, or for homes situated in scenic areas where having large glass windows enables you to enjoy a complete view of the landscape. Bi-fold doors are characterized by an innovative opening system that guarantees an amazing effect of open space. Complete sliding of the sashes optically enlarges the interior and ensures uninterrupted contact with nature.

In our bi-fold balconies, we use BRIO hardware that guarantees **comfortable and reliable operation** for many years and their manning is a child's play.

A large number of opening schemes enables us to adjust to your individual needs.



Polished chrome Satin chrome Brass Black

Brio
where ideas unfold

CONSTRUCTION

- frame: 140 mm, leaf: 58 mm

HARDWARE SYSTEM

- BRIO System

THRESHOLD

- aluminum

HANDLES

- FAB & FIX BALMORAL

GLAZING

- double glazed unit 24 mm, $U_w = 1,1 \text{ W/m}^2\text{K}$
- warm spacer TGI



BALMORAL
STANDARD HANDLES





ADDITIONAL EQUIPMENT:

Hardware: leaf magnets, **Special glazing:** acoustic, toughened, laminates glass • ornamental, stained glass, **bars type:** astragal bars • structural bars • **additional elements** trickle vents with head drip or external plastic canopy, wooden panels 46 mm, wooden flat panels 24 mm

ENERGY-SAVING DOORS HERITAGE 78 mm

WOODEN WINDOWS AND DOORS

DESIGN

Front doors are home decoration. However, when choosing them, we should be guided not only by their styling, but also by their durability, functionality, safety and energy efficiency. The diverse design of our doors allows them to fit perfectly into every home. We offer classic, modern and stylized, full and glazed models. Ornamental glass and stained glass windows as well as professionally aged wood give the door an individual character. We use stains emphasizing the structure of the wood and paints in the RAL and NCS palette.

SAFETY

Regardless of the style, each of our doors is equipped with a 5-point the high security class locking system by the German FUHR company, solid MACO hinges adjustable in three directions and toughened glass.



78 mm



78 mm Heritage

On request, we will equip the door with an electronic and biometric access control system. Its elements can be placed in the pull handle and recessed handles, which significantly increases the aesthetics of the door.

STANDARD EQUIPMENT

FRAME	78	78 HERITAGE
LEAF	<ul style="list-style-type: none"> 78 mm • multilayer wooden board thermal insulation PU foam filling steel reinforcement 	<ul style="list-style-type: none"> 78 mm leaf with thermal insulation panels or triple glazing 48 mm
BOLT	<ul style="list-style-type: none"> multipoint locking system the high security class of the German FUHR company 	
HINGES	<ul style="list-style-type: none"> BAKA 3D of the SIMONSWERK company adjustable in 3 positions hinges covers 	
HANDLES	<ul style="list-style-type: none"> MEDOS, HOPPE, another models 	
THRESHOLD	<ul style="list-style-type: none"> ROTO low aluminum threshold with thermal break 	
GLAZING	<ul style="list-style-type: none"> triple glazed unit: 48 mm, Ug=0,5 W/m²K, warm edge TGI 	

ADVENTAGES

Very good thermal parameters and high tightness • low threshold for easy access • high stability and resistance to the leaf's deformation • high level of security • wide range of models, individual design option.





ADDITIONAL EQUIPMENT

Hardware: Hardware: the WINKHAUS cylinder in various anti burglary classes • an electronic and biometric access control system, **Thickness:** 68 mm, 78 mm, Special glazing: toughened, acoustic, laminated glass • ornamental, stained glass, **Handles:** other models, **additional elements:** spyholes • doors closers • Alucobond elements • other

DESIGN RESIDENTIAL DOORS

WOODEN WINDOWS AND DOORS

DESIGN residential doors are crafted to bring the warmth and beauty of real wood to your house. These are crafted from the finest exotic hardwood available and introduce your home with uncommon elegance.

We believe that each door should be a reflection of the homeowner's unique taste and personality so we manufacture doors, from bespoke to the wide range of door designs which are available on our website. Our traditional residential door includes glazed and paneled options. The doors are available with optional sides and top lights, in a wide variety of configuration, inwards and outwards opening, single or double door leaf. Ornamental and sandblasted panes, stained glass, traditional fittings, door knobs, knockers or letter boxes, will give them unique character. Every color is available.



SAFETY, DURABILITY, FUNCTIONALITY

Regardless of the style, each of our doors is equipped with a 5-point the high security class locking system by the German FUHR company, solid MACO hinges adjustable in three directions and toughened glass. At your request, we can use the WINKHAUS AV2 Heritage Lock (automatic locking system with steel hooks) and the WINKHAUS cylinder in various anti burglary classes.

RESIDENTIAL DOOR CLASSIC

CONTEMPOLARY RESIDENTIAL DOOR

FRAME	multilayer exotic hardwood MERANTI 90 mm	
LEAF	<ul style="list-style-type: none"> • 58 mm, wood panels with thermal insulations or double glazing 24 mm 	<ul style="list-style-type: none"> • 58 mm • steel reinforcement • multilayer wooden board with thermal insulation
BOLT	<ul style="list-style-type: none"> • multipoint locking system the high security class of the German FUHR company 	
HINGES	<ul style="list-style-type: none"> • MACO 3D, adjustable in 3 positions 	
HANDLES	<ul style="list-style-type: none"> • FAB & FIX BALMORAL 	
THRESHOLD	<ul style="list-style-type: none"> • EXITEX 	
GLAZING	<ul style="list-style-type: none"> • TAUGHENED GLASS, double glazed unit: 24 mm, $U_g=1,1 \text{ W/m}^2\text{K}$, warm edge TGI 	
WOOD	<ul style="list-style-type: none"> • high quality multilayer exotic hardwood MERANTI 	





ADDITIONAL EQUIPMENT

Hardware: WINKHAUS AV2 Heritage Lock • the WINKHAUS cylinder in various anti burglary classes • **Special glazing:** acoustic, laminated glass • ornamental, stained glass
Handles: **additional elements:** door knocker • letter boxes • spyholes • single and double doors • side and top lights



COMPOSITEDOORS.IE

DUBLIN'S FAVOURITE DOOR & WINDOW SUPPLIER